



YANMAR

MARINE COMMON-RAIL ENGINES

NEW GENERATION YANMAR JH-CR SERIES

45 - 57 - 80 - 110 MHP



Picture: Lagoon - Nicolas Claris



5 BEST IN CLASS
x




Clean



Interconnective



Quiet




Powerful



Fuel Efficient

JH-CR Series

MARINE COMMON-RAIL ENGINES



State-of-the-art technology

Whether it is for a rib, tender, sailing boat, or catamaran, new or re-power, YANMAR has the perfect engine for you. Our engineers have strived to provide you with a unique engine that is powerful, yet smooth and quiet. Our mission to support a better tomorrow has resulted in an engine that is compliant with strict emission rules, producing hardly any visible smoke or odor.

All of this, combined with YANMAR's unequalled reliability and service, assures you will enjoy many years of carefree traveling.



YANMAR MARINE INTERNATIONAL B.V. is pleased to offer you an additional three years of YANMAR Limited Warranty for the complete JH-CR engine series. Please check the Limited Warranty Handbook for full terms and conditions. Or contact the authorized YANMAR distributor/dealer in your area.



Global head office
YANMAR MARINE INTERNATIONAL B.V., Brugplein 11, 1332 BS Almere, the Netherlands
www.yanmarmarine.com

4JH45

RATED OUTPUT	33 KW / 45 MHP
RATED SPEED	3000 RPM
DISPLACEMENT	2.19 L (134 CU IN)
CYLINDERS	4 IN-LINE
BORE X STROKE	88 MM X 90 MM
TYPE	4-STROKE, VERTICAL, WATER COOLED DIESEL ENGINE

4JH57

RATED OUTPUT	42 KW / 57 MHP
RATED SPEED	3000 RPM
DISPLACEMENT	2.19 L (134 CU IN)
CYLINDERS	4 IN-LINE
BORE X STROKE	88 MM X 90 MM
TYPE	4-STROKE, VERTICAL, WATER COOLED DIESEL ENGINE

4JH80

RATED OUTPUT	59 KW / 80 MHP
RATED SPEED	3200 RPM
DISPLACEMENT	2.0 L (122 CU IN)
CYLINDERS	4 IN-LINE
BORE X STROKE	84 MM X 90 MM
TYPE	4-STROKE, VERTICAL, WATER COOLED DIESEL ENGINE

4JH110

RATED OUTPUT	81 KW / 110 MHP
RATED SPEED	3200 RPM
DISPLACEMENT	2.0 L (122 CU IN)
CYLINDERS	4 IN-LINE
BORE X STROKE	84 MM X 90 MM
TYPE	4-STROKE, VERTICAL, WATER COOLED DIESEL ENGINE

5^x BEST IN CLASS




Clean

All JH-CR series are compliant with strict EPA Tier 3 and EU RCD Tier 2 emission regulations.




Interconnective

JH-CR series offer a unique direct connection to a chart plotter.



Quiet

You are assured of a smooth and quiet running engine.



Powerful

Combining power and high performance while running smooth and silent.



Fuel Efficient

Direct fuel injection results in less diesel consumption.