



8LV-320/350/370 Series

Configuration	4-stroke, water-cooled diesel engine	
Maximum output at crankshaft	235 kW@3800 rpm	[320 mhp@3800 rpm]
	257 kW@3800 rpm	[350 mhp@3800 rpm]
	272 kW@3800 rpm	[370 mhp@3800 rpm]
Displacement	4.46 ltr	[272.24 cu in]
Bore x stroke	86 mm x 96 mm	[3.38 in x 3.78 in]
Cylinders	8 in V-90°	
Combustion system	Direct injection Common Rail System	
Compression ratio	15:8	
Low Idle rpm	550 rpm	
Aspiration	Turbocharged with twin TC	
Electric system	12V	
Alternator	12V - 180A	
Start-assist	Glow-plug system	
Cooling system	Fresh water cooling by centrifugal fresh water pump	
	Sea water cooling by rubber impeller seawater pump	
Lubrication system	Enclosed, forced lubricating system	
Direction of rotation [crankshaft]	Counterclockwise viewed from flywheel side	
Dry weight without gear	435 kg	[959 lbs]
Environmental	EU: RCD	EMC
	US: EPA Tier3	
Engine mounting	Rubber type flexible mounting	

NOTE:

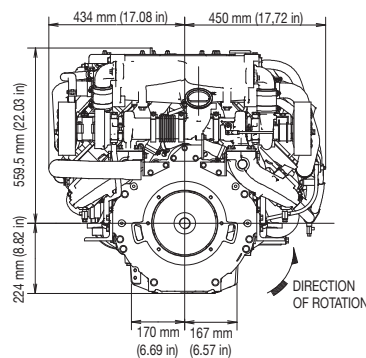
Fuel condition: Density at 15°C = 0.84 g/cm³

Fuel temperature 40°C at the inlet of the fuel injection pump [ISO 8665: 2006]

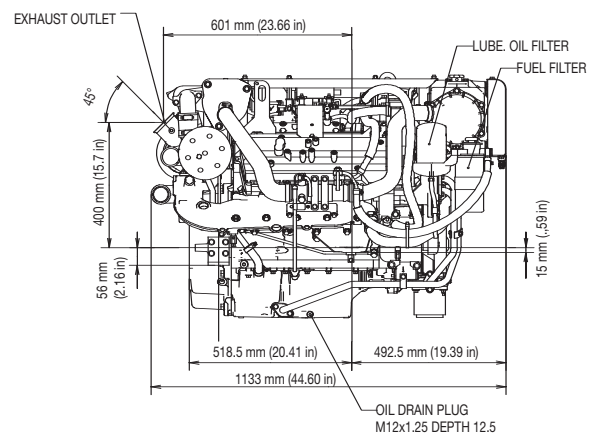
Technical data is according to ISO 8665: 2006/3046-1

DIMENSIONS

Gear view



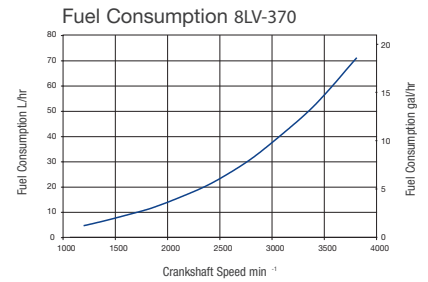
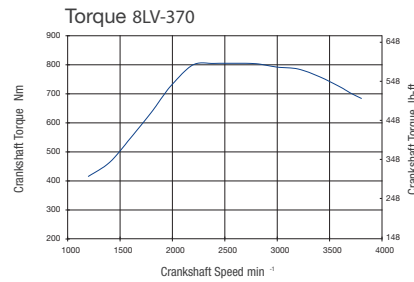
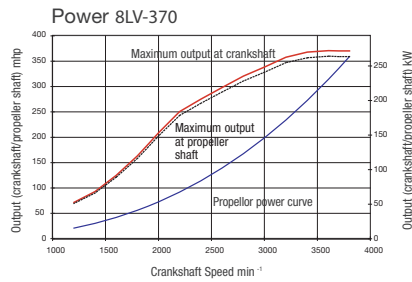
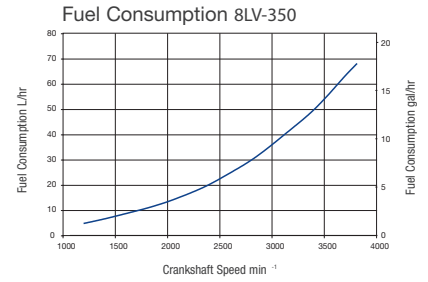
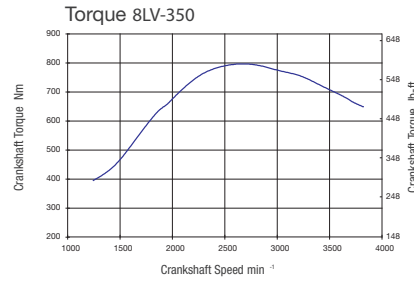
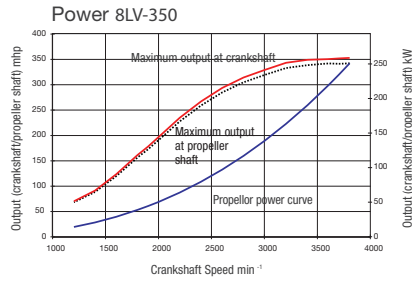
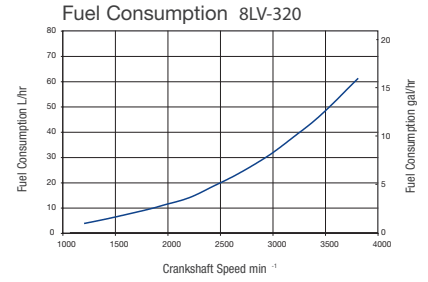
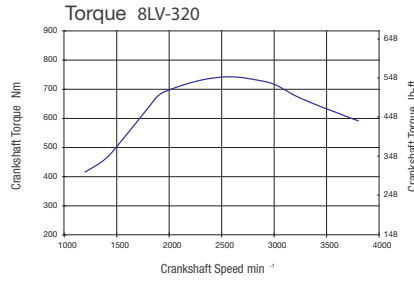
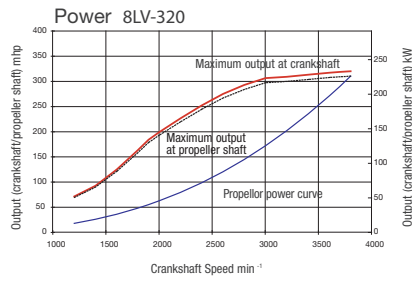
Right side view



8LV-320/8LV-350/8LV-370



PERFORMANCE CURVES



DRIVE SYSTEMS

Model	KMH50A [down angle 8°]		
Type	Hydraulic Actuated Multi-friction disc clutch		
Dry weight	43 kg excl. foot and cooler [=15.5 kg]		
Reduction ratio [fwd/asn]	1.67/1.67	2.13/2.13	2.43/2.43
Direction of rotation	Clockwise & Counterclockwise viewed from the stern		
Lub oil specifications	API class: CF or higher SAE grade #30		
Dry weight engine and gear	494 kg [1089 lbs]		
Model	KMH52V [integral V-drive 12°]		
Type	Hydraulic Actuated Multi-friction disc clutch		
Dry weight	59 kg excl. foot and cooler [=20 kg]		
Reduction ratio [fwd/asn]	1.22/1.22	1.58/1.58	2.08/2.08
Direction of rotation	Clockwise & Counterclockwise viewed from the stern		
Lub oil specifications	API class: CF or higher SAE grade #30		
Dry weight engine and gear	514 kg [1133 lbs]		

* Other marine gearboxes and configurations available upon request. Contact your local supplier for more information.

CONTROL SYSTEM

- Yanmar CAN-bus control system
- Electronic CAN-bus control-head
- Multi-function colour display
- NMEA2000 or J1939 gauge output
- Second or third station - optional

NOTE: All data subject to change without notice. Text and illustrations are not binding.