



# YANMAR®



## MARINE TRANSMISSION

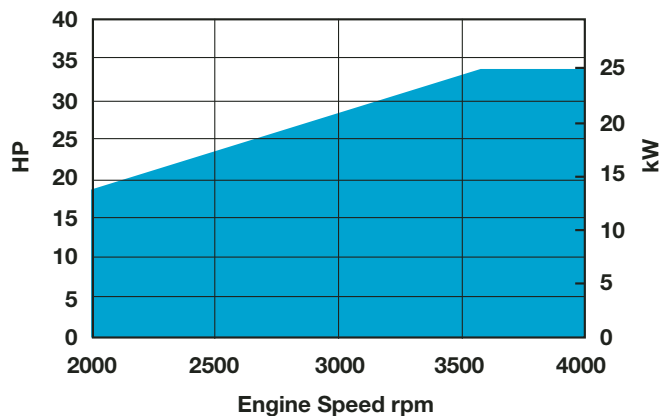
### KM2P-1 (Mechanical Clutch)

#### SPECIFICATIONS

MODEL		KM2P-1		
Clutch Type		Mechanical parallel servo cone		
Input torque capacity Nm (ft lb) (max. rpm)		66 Nm (49 ft lb) (3600 rpm)		
Reduction ratio	Forward	2.21	2.62	3.22
	Reverse	3.06		
Direction of rotation (viewed from stern)	Input shaft	Counter-clockwise		
	Output shaft	Clockwise		
Lubricating oil		SAE #20/#30 (single grade oil)		
Lubricating oil capacity		0.03 liter (0.32 qt)		
Dry weight		9.8 kg (22 lb)		

*"SAE #6 is standard flange". (Option: Other SAE# alternatively Borg Warner size available)*

#### Power Diagram for Pleasure Use

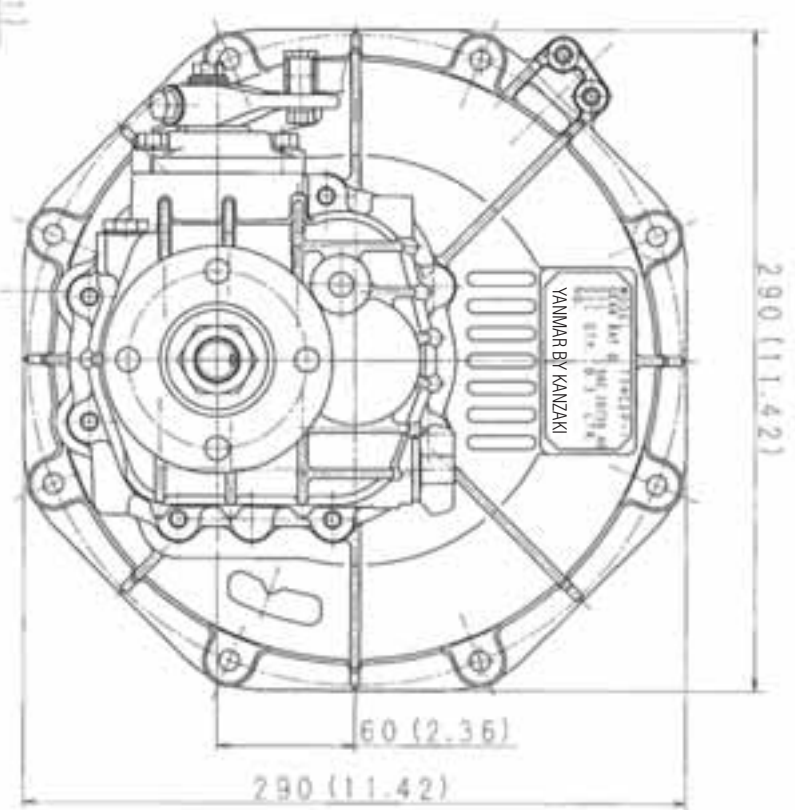
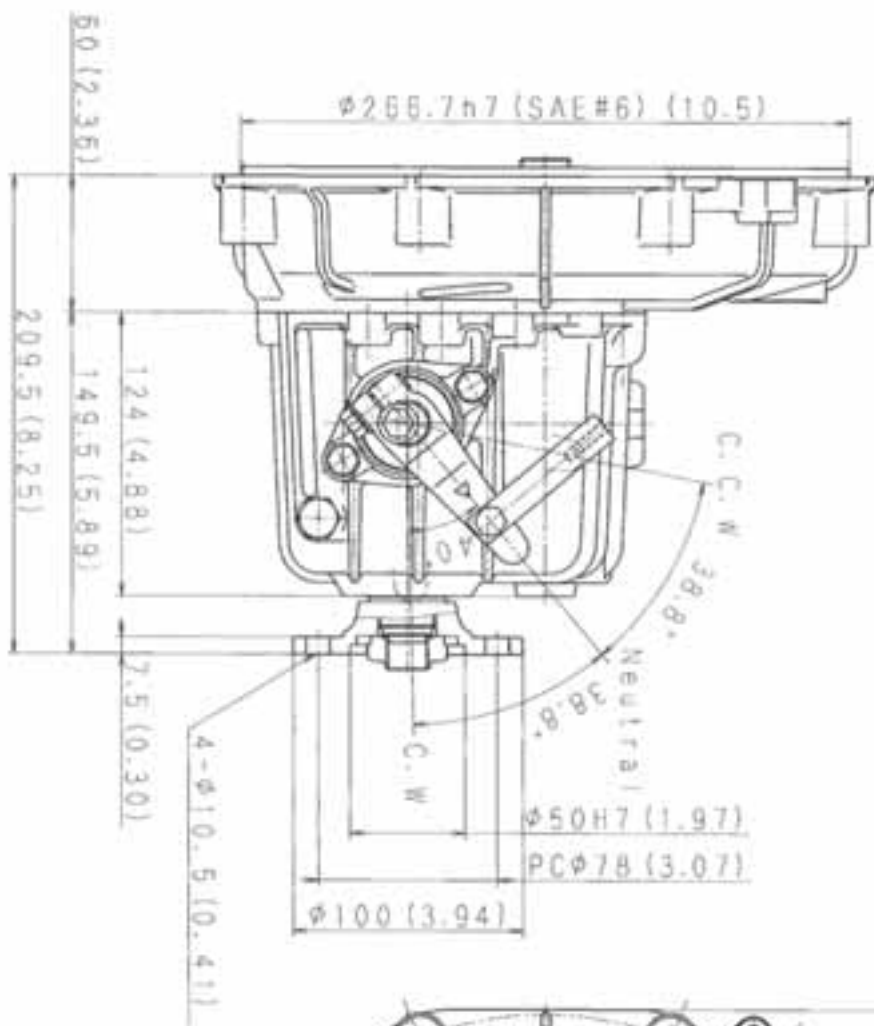


## YANMAR®

Address: Brugplein 11  
1332 BS Almere  
Netherlands

Postaddress: Postbus 30112  
1303 AC Almere  
Netherlands

Internet: [www.yanmarmarine.com](http://www.yanmarmarine.com)



2001  
 YAMAMAR BY KANZAKI